



Internal corners profiles

Cerfix[®] Proround M - P

Description

PROROUND M and P, available in aluminium, stainless steel and PVC, are floor-to-wall joint profiles to be used on floors where hygiene is critical, such as hospitals, food processing plants, swimming pools, health spas and commercial kitchens.

PROROUND M, in stainless steel, provides excellent resistance to chemical and atmospheric agents, and is suited to outdoor applications; it was also designed to match profiles in the Probord ILN and Proangle Q.

The AISI 316 alloy model offers superior resistance to corrosion and is therefore recommended for applications in areas subject to greater chemical stress (in swimming pools or food processing plants, for example) and in coastal locations.

Models with a single fixing flange can be used as a transition between floors and coverings of different depths.

Materials

Anodized aluminium

Al-Mg-Si aluminium, heat-treated in T6 (6060 T6).

The profiles are made by extrusion then anodized with a $\geq 15 \mu\text{m}$ thick layer.

The outer surface must be protected from scratches and rubbing. They present a strong resistance to chemical and atmospheric agents. When wet, concrete and its derivatives produce alkaline substances which can corrode metal (forming aluminium hydroxide) when allowed to react with the surface. For this reason, the visible surface of the profile must be quickly and delicately cleaned to remove any concrete, adhesive or grouting substances and detergents.

Anodized surfaces can become ruined through wear and foot traffic (profiles used on floors) and the original finish lost as a result.

Coated aluminium

Al-Mg-Si aluminium, heat-treated in T6 (6060 T6).

The profiles are extruded and then coated. They present a relatively good resistance to chemical and atmospheric agents but not to mechanical stress which damages the surface coating. This means they are not recommended for floor use. Concrete, adhesive, grouting materials and detergents must be immediately removed from the visible surface of the profile.

Anti-bacterial coated aluminium

Al-Mg-Si aluminium, heat-treated in T6 (6060 T6).

The profiles are extruded and then coated with special anti-bacterial technology. The surface reduces the most hazardous bacteria by up to 99%. This technology has been tested to the most stringent standards under international standard JID Z 2810:2000. They also present a relatively good resistance to chemical and atmospheric agents but not to mechanical stress which damages the surface coating. This means they are not recommended for floor use. Concrete, adhesive, grouting materials and detergents must be immediately removed from the visible surface of the profile.

Stainless steel

AISI 304 - DIN 1.4301

Especially resistant to the main chemical and atmospheric agents, to lime, mortar, tile adhesives and cleaning products. Also recommended for use in food industries, hospitals, external environments in general, etc.

AISI 316 - DIN 1.4404

Especially resistant to the main chemical and atmospheric agents, to lime, mortar, tile adhesives and cleaning products. Moreover, they resist chlorine and salt well. They are especially suited for use in extreme environments.

Co-extruded PVC Rigid/Rigid

Rigid PVC compound, lead-free, shock-proof, self-extinguishing. Stabilised, eco-compatible, based on Ca-Zn salts.

General note on metals

Aluminium and stainless steel are not resistant to all chemical compounds. Consequently, contact with particularly aggressive products like hydrochloric acid (HCl) and phosphoric acid (H3PO4) should be avoided.

Products generally used to clean stone, ceramic and porcelain tiles, such as muriatic acid, ammonia and bleach, damage the surface finish on the metal and can cause intense corrosion. Moreover, any residues of concrete, adhesive, and grouting materials must always be removed from the surface of the profiles as quickly and delicately as possible.

If adhesive tape is used to cover the profile, it must not be left any longer than an hour.

Fixing

Fixing with adhesive

Remove the profile from the packaging.

Check that the thickness of the covering/flooring to be laid is not greater than the dimension of the profile (see label).

Where present, also remove any protection (protective and/or shrink-wrapped film) added to protect the finish.

Measure the length required and cut the profile to this length using an appropriate tool.

Level the adhesive on the laying surface using a toothed spreader.

Position the profile on the surface.

Lay the covering delicately, making sure it is flush with the profile and leaving the right space for a grout line (usually 1-2 mm).

Fill any gaps left between the covering and the profile with a suitable grout.

Remove any excess grout, adhesive, solvents etc. with a soft sponge and water within ten minutes of application.

Care and maintenance

Care and maintenance procedures for the materials used to make these profiles depends largely on the type of alloy and/or finish used.

The instructions provided below describe the operations to be performed on the profile to restore it as much as possible to its original condition.

The purpose of this document is to provide as many general indications as possible to guide you on when and how to clean the product, but they should also be verified on a case-by-case basis.

It should be pointed out there are specific responsibilities in each part of the product's life cycle, starting from when it is installed the first time.

Aluminium

No special maintenance is required and aluminium products can be easily treated with colourless alcohol in a water solution or using ordinary detergents, provided they do not contain acid (hydrochloric or hydrofluoric).

Detergent products made by multiple manufacturers and sold under a variety of commercial brands can generally be used for cleaning.

Generally speaking, there are three types of products:

- Alkaline
- Neutral
- Acid

For cleaning purposes, we recommend using a neutral detergent diluted in water then rinsing with water only, using a non-abrasive sponge and/or cloth to avoid scratching and/or damaging the anodized surface.

During cleaning, the following aspects must be kept in mind at all times:

- Do not use acid or alkaline detergents because they could damage the aluminium;
- Do not use products and/or abrasive materials;
- Do not use organic solvents on painted surfaces;
- Do not use detergents without first checking their chemical composition;
- Do not apply detergents straight onto the surface to be cleaned;
- Surfaces must be "cold" (max T°= 30°C) during cleaning and not exposed to direct sunlight;
- Detergents used in cleaning must also be "cold" (max T° = 30°C) and steam sprays should not be used.

In any case, the final stage in the cleaning process is always sufficient rinsing of the parts treated with water. They must then be immediately dried using soft fabric or leather cloths. Polishes or similar products are not required.

Clean profiles carefully as soon as required, following the instructions on the product package, to prevent any residues of concrete, grout or similar substances from attacking the surface.

Stainless steel

Stainless steel surfaces can be polished with suitable, widely available products.

Stainless steel is easy to clean and extremely hygienic; the smooth, non-porous surface makes the adhesion and survival of bacteria and/or other micro-organisms.

To keep stainless steel perfectly maintained, there are just a few simple rules: wash with soap and warm water, rinse well then dry with a soft cloth. For surfaces exposed to atmospheric agents and attack, we recommend cleaning the stainless steel profile regularly to maintain the surface unaltered and prevent corrosion.

Surfaces with a brushed finish should always be cleaned in the direction of the brushing and not at an angle to it.

In the event of scratches, use a detergent/polish made specifically for stainless steel, and a soft cloth.

For cleaning, do not use any of the following:

- detergents containing hydrochloric acid (also known as muriatic acid), hydrofluoric acid or bleach; avoid direct contact on surfaces with detergents containing chlorides, unless the contact is short and the surface is well-rinsed afterwards.
- abrasive powdered detergents which could damage the surface finish of the profile.

Do not leave mild steel objects or utensils (like brushes or steel wool normally used to remove residues of mortar or similar products) in contact with stainless steel profiles for extended lengths of time. They could transfer iron particles (contamination) and trigger rust on the surface.

Do not leave damp cloths or sponges for extended lengths of time on the stainless steel surface to prevent the formation of unsightly water marks.

PVC

Does not need any special maintenance; they can be easily treated with colourless alcohol diluted in water or using normal detergents, provided they are not acid or alkaline based and also diluted in water; use only water for the final rinse.

Use non-abrasive sponges or cloths which will not scrape the surface.

Fire prevention measures

In the event of fire, use chemical fire extinguishers, dry sand or solid extinguishing agents.

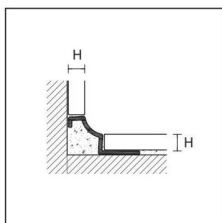
Notes:

These profiles must be handled with caution, being careful to wear suitable gloves to prevent injury and/or cuts to the hands.

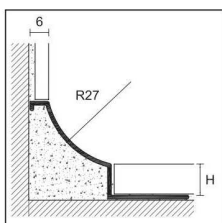
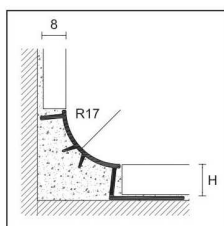
The instructions and specifications provided here are the product of our experience but are only a guide, should not be considered exhaustive and must be confirmed by extensive practical applications.

Profilpas declines any responsibility for damage to people or things resulting from improper use of the product.

Users must establish for themselves if the product is suitable for the required used and they bear full responsibility for any incorrect installation of the material.

Proround M - P


GA/4


 GA/8-10-12
 GV/

 GAN/
 GVNH/


PROROUND M

length = 270 cm - pack 10 pcs

H

ART.	finishing	4,5	8	10	12
------	-----------	-----	---	----	----

ALUMINIUM

GA/	silver anodised		95730	95031	95032	95033
------------	-----------------	---	-------	-------	-------	-------

GV/	colour-coated white RAL 9003		-	95071	95072	95073
------------	---------------------------------	---	---	-------	-------	-------

individually packed - GA/4 packaging 20 pcs

OUTSIDE CORNER

pack 5 pcs

H

ART.	finishing	4,5	8 - 10 - 12
------	-----------	-----	-------------

ALUMINIUM

GTA/E	silver anodised		-	95075
--------------	-----------------	---	---	-------

GTV/E	colour-coated white RAL 9003		-	95083
--------------	---------------------------------	---	---	-------

INSIDE CORNER

pack 5 pcs

H

ART.	finishing	4,5	8 - 10 - 12
------	-----------	-----	-------------

ALUMINIUM

GTA/I	silver anodised		-	95077
--------------	-----------------	---	---	-------

GTV/I	colour-coated white RAL 9003		-	95085
--------------	---------------------------------	---	---	-------

no partial packaging

PROROUND M

length = 270 cm - pack 10 pcs

H

ART.	finishing	8	10	12,5
------	-----------	---	----	------

ALUMINIUM

GAN/	silver anodised		95034	95035	95036
-------------	-----------------	---	-------	-------	-------

GVNH/	colour-coated white RAL 9003 antibacterial		95037	95038	95039
--------------	---	---	-------	-------	-------

individually packed

OUTSIDE/INSIDE/TRIAXIAL CORNER/END CAP

pack 12 pcs

for all H

ART.	finishing	GTP/E	GTP/I	GTP/T	GTP/C
------	-----------	-------	-------	-------	-------

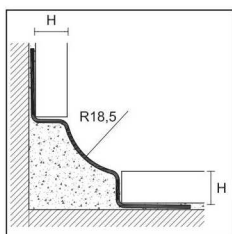
POLYPROPYLENE

colour-coated silver		95121	95122	95123	95124
----------------------	---	-------	-------	-------	-------

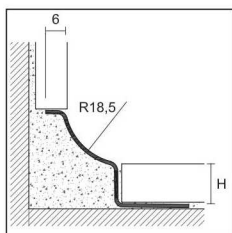
colour-coated white RAL 9003		95125	95126	95127	95128
------------------------------	---	-------	-------	-------	-------

no partial packaging

Proround M - P



GIN 8/10/11



GIN/SA



PROROUND M

length = 270 cm - pack 10 pcs		H				
ART.	finishing	8	10	11	12,5	15
STAINLESS STEEL						
GIN/	polished stainless steel AISI 304 DIN 1.4301	95046	95047	95045	-	-
GINs/	satin stainless steel AISI 304 DIN 1.4301	95050	95051	95057	-	-
GINX/	stainless steel AISI 316 DIN 1.4404	95054	95055	-	-	-

individually packed

PROROUND M

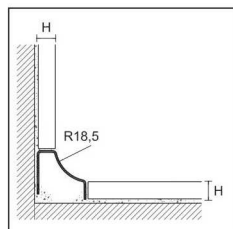
length = 270 cm - pack 10 pcs		H				
ART.	finishing	8	10	11	12,5	15
STAINLESS STEEL						
GIN/SA	polished stainless steel AISI 304 DIN 1.4301	-	95044	-	95048	95049
GINs/SA	satin stainless steel AISI 304 DIN 1.4301	-	-	-	95052	-
GINX/SA	stainless steel AISI 316 DIN 1.4404	-	-	-	95056	-

individually packed

		OUTSIDE CORNER-E		INSIDE CORNER-I	
pack 5 pcs		for all H		pack 5 pcs for all H	
ART.	finishing			ART.	
STAINLESS STEEL					
GTIN/E	polished stainless steel AISI 304 DIN 1.4301	95059		GTIN/I	95058
GTINS/E	satin stainless steel AISI 304 DIN 1.4301	95063		GTINS/I	95062
GTINX/E	stainless steel AISI 316 DIN 1.4404	95067		GTINX/I	95066

		TRIAxIAL CORNER-T		JUNCTION-G		END CAPS	
pack 5 pcs		for all H		pack 5 pcs for all H			
ART.	finishing			ART.		ART.	
GTIN/T	polished stainless steel AISI 304 DIN 1.4301	95060		GTIN/G	95061	GTIN/C	95040
GTINS/T	satin stainless steel AISI 304 DIN 1.4301	95064		GTINS/G	95065	GTINS/C	95041
GTINX/T	stainless steel AISI 316 DIN 1.4404	95068		GTINX/G	95069	GTINX/C	95042


no partial packaging


Proround M - P


GIC/



PROROUND M

length = 270 cm - pack 5 pcs

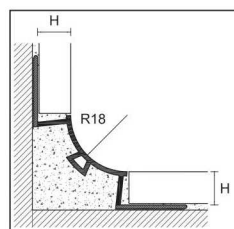
ART.	finishing	8
STAINLESS STEEL		
GIC/	polished stainless steel AISI 304 DIN 1.4301 	95140

OUTSIDE CORNER-E		INSIDE CORNER-I	
pack 5 pcs	for all H	pack 5 pcs	for all H
ART.	finishing	ART.	
STAINLESS STEEL			
GTIN/E	polished stainless steel AISI 304 DIN 1.4301 	95059	GTIN/I
			95058

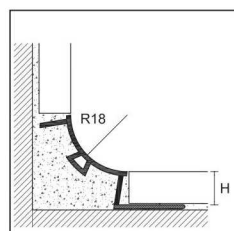
no partial packaging

TRIAXIAL CORNER-T		JUNCTION-G	END CAPS	
pack 5 pcs	for all H	pack 5 pcs	for all H	
ART.	finishing	ART.	ART.	
STAINLESS STEEL				
GTIN/T	polished stainless steel AISI 304 DIN 1.4301 	95060	GTIN/G	95061
			GTIN/C	95040

no partial packaging







GP/







GPU/

PROROUND P

length = 270 cm - pack 20 pcs

	H		H	
ART.	GP/		GPU/	
finishing	8	10	10	12,5
CO-EXTRUDED PVC				
white 	95800	95801	95804	95803
light grey RAL 7035 	95805	95806	-	-
stone grey RAL 7030 	95810	95811	-	-
beige grey RAL 1019 	95815	95816	-	-

INSIDE/OUTSIDE/TRIAXIAL CORNER/END CAP

pack 12 pcs		for all H			
ART.	GTP/E	GTP/I	GTP/T	GTP/C	
finishing					
POLYPROPYLENE					
white 	95852	95851	95850	95853	
light grey RAL 7035 	95862	95861	95860	95863	
stone grey RAL 7030 	95872	95871	95870	95873	
beige grey RAL 1019 	95882	95881	95880	95883	

no partial packaging